



Customer: Team Name\_USXXXX

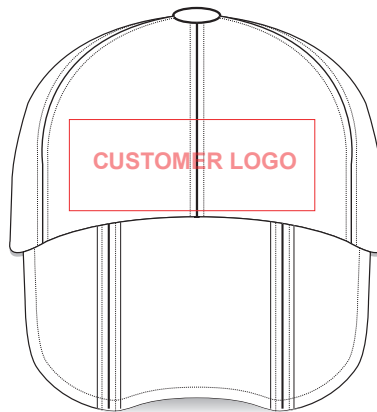
Custom Transformer Cap Template  
• Cap015



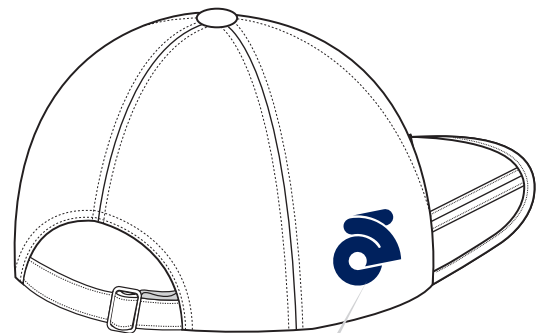
Standard Manufacture Logo



Standard Manufacture Logo



Standard Manufacture Logo



Version V1.1

**PRE-DYED LYCRA**

 **Stitching**



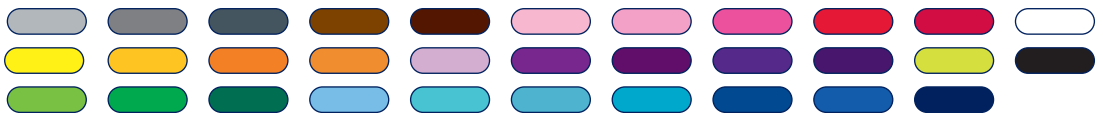
**Graphic Editor**  
Name

**Sales Rep**  
Name

**Start Date**  
2010/00/00

**End Date**  
2010/00/00

**Stitching Colour :**



**Remarks:**

- A) 1 Colour for Cap Background;
- B) Standard Manufacture Logo should be placed on both side on Cap;
- C) Front / Back panel for customer logo placement;
- D) Specific Colour will be provided when total quantity over 200 pieces.

**Special Colour Provide:**

**PMS** \_\_\_\_\_

**PMS** \_\_\_\_\_

**PMS** \_\_\_\_\_



**Standard Manufacture logo colour :**  
 \* Navy Blue logo should be stitched on White Cap  
 \* Solid White logo should be stitched on Black Cap  
 \* CS Orange logo should be stitched on Blue Cap